

WENGÉ SERIES

PUXADORES E ACESSÓRIOS /
LEVER HANDLES AND ACCESSORIES /
MANILLAS Y ACCESORIOS.



.P
Mirror
finish

.TB
PVD
Titanium
black

.TG
PVD
Titanium
gold

.TCO
PVD
Titanium
copper

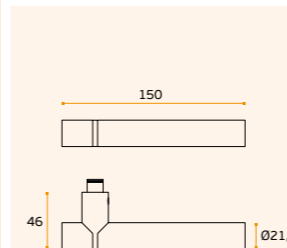
.TCH
PVD
Titanium
chocolate



IN.00.418 WENGÉ

Puxador de porta / Door lever handle / Manilla de
puerta. **RC08M** (Roseta standard / Standard rose)
Design: Pedro Queirós

.TB .TG .TCO .TCH



MATERIAL: EN 1.4301 / AISI 304 +
MADEIRA / WOOD / MADERA


ACABAMENTO / FINISH / ACABADO:
STANDARD: SATINADO / SATIN / SATIN

OPTIONAL: PVD TITANIUM COATED

.TB / .TG / .TCO / .TCH



SOLID ■
EN1906 3-4 7-1 0 3 0 B



Pag.240

Pag.340

Pag.264

Pag.272

Pag.282

IN.00.419 WENGÉ

Puxador de porta /
Door lever handle /
Manilla de puerta.
RC08M (Roseta standard /
Standard rose)
Design: Pedro Queirós

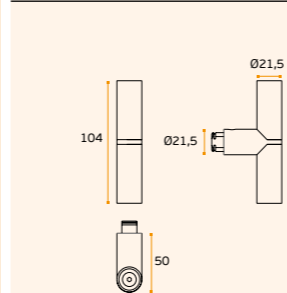
.TB .TG .TCO .TCH

MATERIAL: EN 1.4301 / AISI 304 +
MADEIRA / WOOD / MADERA

ACABAMENTO / FINISH / ACABADO:
STANDARD: SATINADO / SATIN / SATIN

OPTIONAL: PVD TITANIUM COATED

.TB / .TG / .TCO / .TCH



SOLID ■
EN1906 3-4 7-1 0 3 0 B



IN.07.418.D WENGÉ

Asa de porta dupla /
Double door handle /
Manillon de puerta doble.
Design: Pedro Queirós

.TB .TG .TCO .TCH

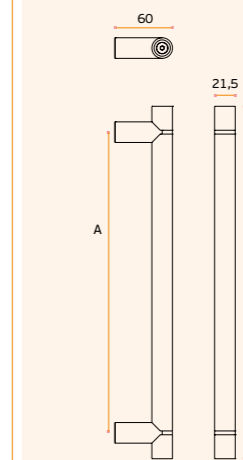
MATERIAL: EN 1.4301 / AISI 304

ACABAMENTO / FINISH / ACABADO:
STANDARD: SATINADO / SATIN / SATIN

OPTIONAL: PVD TITANIUM COATED

.TB / .TG / .TCO / .TCH

A	B
250	305
425	480
600	655



SOLID ■

ACESSÓRIOS / ACCESSORIES

MFU M6 -- INCLUDED

OPCIONAL VIDRO / OPTIONAL GLASS

IN.08.MFU.DV.22

Dupla para vidro / double glass

IN.08.MFU.SV.22

Simples vidro / single glass

